

MANDALA

meaning *circle* in Sanskrit

Represents wholeness or oneness
with oneself and eternity

Tibetan Buddhist Monks



The tradition of Mandalas first began in Tibet through the cultural practices of Buddhist Monks.

Mandalas are an impermanent artwork created with multicolored sand. The Monks design elaborate images based on religious symbols which are carefully painted and then destroyed after a week or more of offered prayers. The sand is offered back to the earth by distribution in a nearby river to be carried to the corners of the earth.



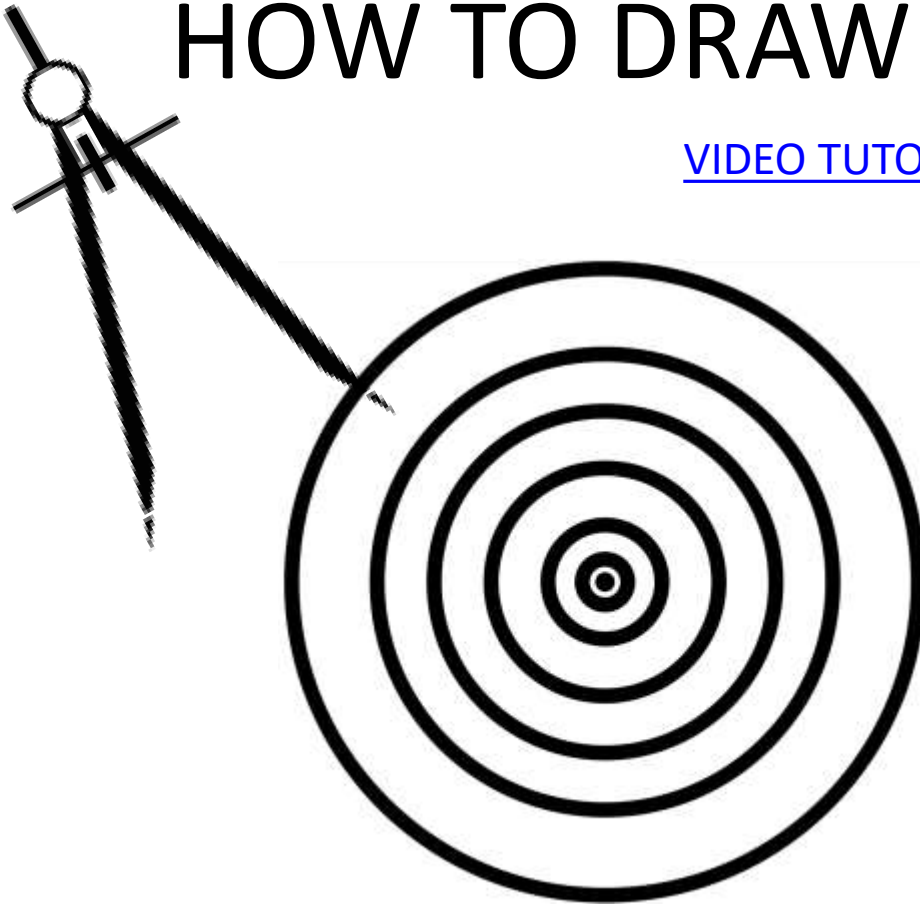
THE PROCESS

TIBETAN MONKS CREATE A MANDALA






HOW TO DRAW A MANDALA

[VIDEO TUTORIAL](#)




1. Use a compass or stencils to create a series of concentric circles on paper (DRAW LIGHTLY)
2. Apply a grid or other radial design measurement tool to the circles
3. Draw henna, mehndi, symbols or other zentangle-like designs onto the grid





ZENTANGLES and MEHNDI/HENNA

an abstracted drawing created through a repeated structure of complex patterns



Tutorials and images are available online for further research on designs to implement

SYMBOLS with MEANING

Many cultures use sacred symbols in traditional designs



Unity in Diversity



Energy



Harmony



Adaptability



Freedom and Emancipation



Strength



Supremacy of God



Universe



Intelligence



Transformation



Peace




Power of Love



ANCIENT MAYAN SYMBOLS

Note how many of the images are radial in nature similar to the Mayan calendar we viewed















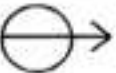











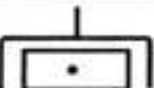









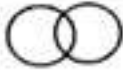

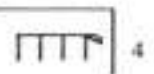


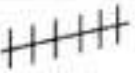


HOBO CODE

[List of images](#)

A code still exists today for modern hobos.

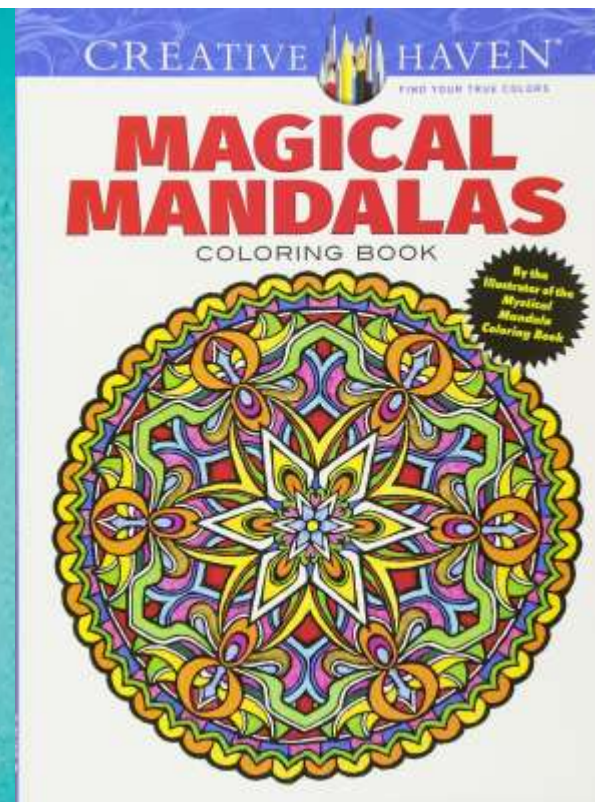
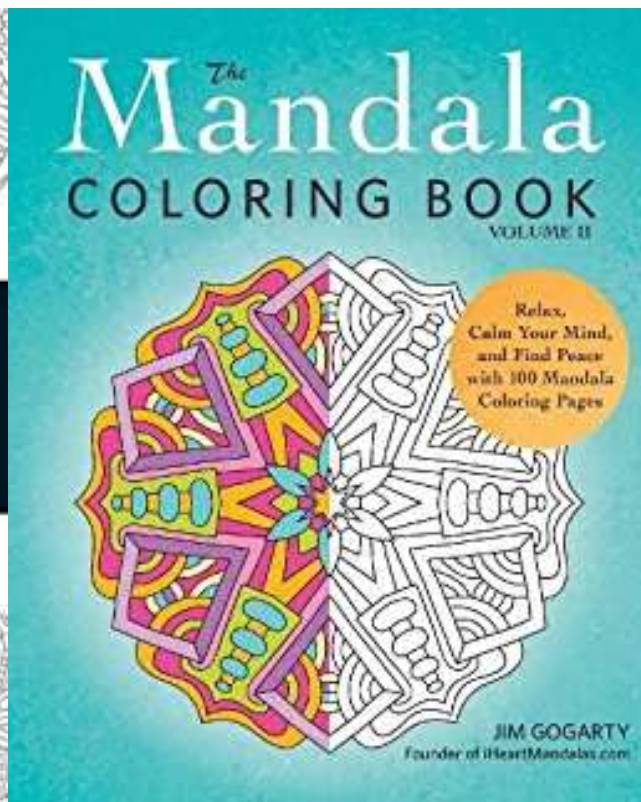
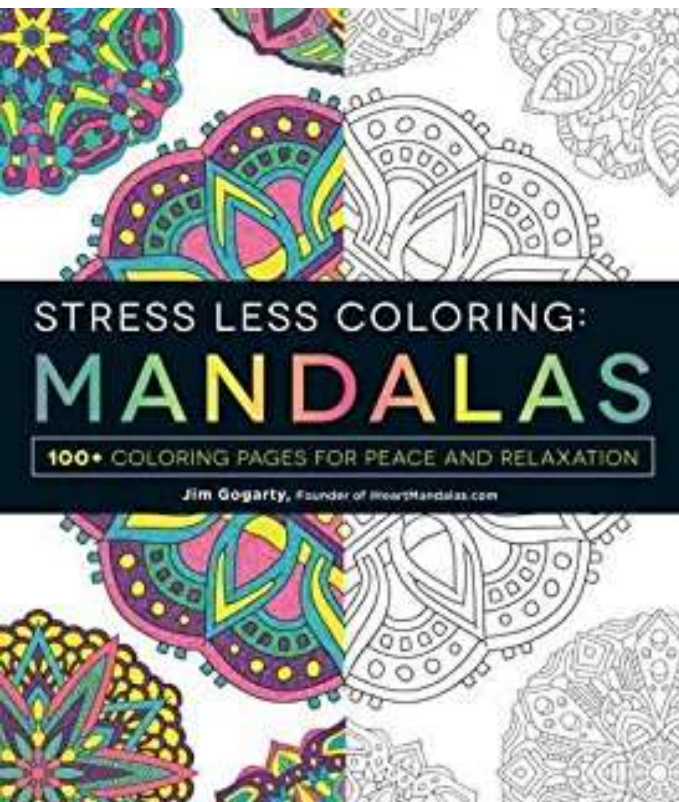


The use of hobo code was referenced in the TV show *Mad Men* (*image above*) showing the image meaning "a dishonest man lives here"

 Camp here	 Safe Camp	 Bad Water	 Good Water	 Catch out here	 Don't Give Up
 Cops Active	 Cops Inactive	 No Alcohol Town	 Town Allows Alcohol	 Railroad	 Trolley
 Go	 At Crossroad Go This Way	 Straight ahead	 Turn right here	 Turn left here	 Good road to follow
 Stop	 Unsafe Place	 Get out fast	 Get Out Fast	 Keep away	 Unsafe Area
 Dangerous Neighborhood	 Danger	 Afraid	 Don't go this way	 Be Quiet	 Jail (yeggs)
 Chain Gang	 Tramps Here	 Be ready to defend yourself	 Worth robbing (yeggs)	 Hobos arrested on sight	 Doctor No Charge
 Beware! 4 - Dogs	 Hold your tongue	 Courthouse or Police station	 You'll get cursed out here	 Cowards! Will give to get rid of you.	 You can sleep in the loft

MANDALAS in POPULAR MEDIA

MANDALA COMPILATION



HORROR VACUI

is a literal fear of empty space



JOE CASTILLO
"The Art of Change"

[Sand Art Story Telling In Action](#)

[Joe Castillo Website](#)



6th Annual
U.S.
**SAND SCULPTING
CHALLENGE**
& DIMENSIONAL ART
EXPOSITION™

Presented by
**PORT of
SAN DIEGO**



[Sand Sculpting Challenge Website](#)



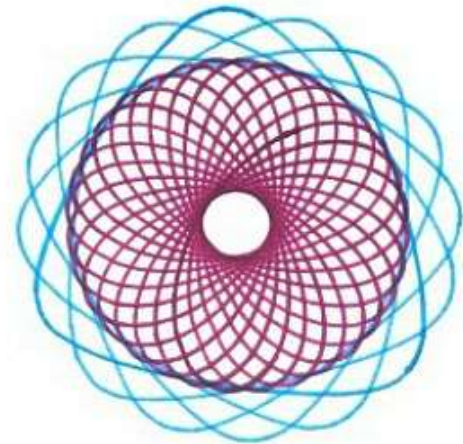

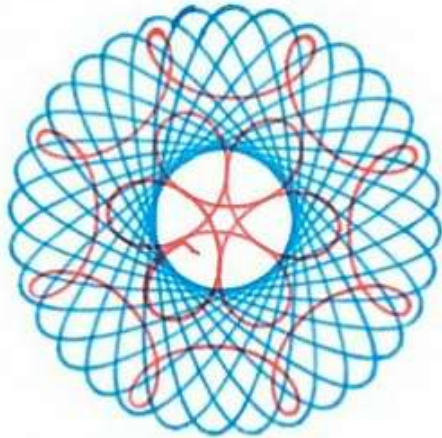
OJOS DE DIOS

GOD'S EYES

Yarn-wrapped sticks create a radial design



SPIROGRAPH



[Spirograph in action](#)

A simple and fascinating way to DRAW a million marvelous patterns

Kenner's NEW **SPIROGRAPH**

For all ages... Anyone can draw beautiful patterns immediately!
Create your own and use the SPIROGRAPH Booklet

No limit to the different designs you can make!

Advertisement for Kenner's New Spirograph. The background is red. At the top, it says 'A simple and fascinating way to DRAW a million marvelous patterns'. Below that, 'Kenner's NEW SPIROGRAPH' in large white letters. Underneath, 'For all ages... Anyone can draw beautiful patterns immediately! Create your own and use the SPIROGRAPH Booklet'. At the bottom, 'No limit to the different designs you can make!'. The advertisement features several circular images: one showing two boys sitting at a table drawing, another showing a hand drawing a pattern on a grid, and a large central circle containing several different Spirograph patterns in various colors and designs.

HOW TO DRAW WITH
SPIROGRAPH

Advertisement for 'How to Draw with Spirograph'. The background is red. At the top, it says 'HOW TO DRAW WITH SPIROGRAPH' in large white letters. Below the text, there are two large circular images showing different Spirograph patterns. The left one is a complex, multi-colored star-like pattern with blue, green, and red lines. The right one is a dense, circular pattern with many overlapping lines in various colors, creating a sunburst or flower-like appearance.